

Allermuir

Crate Divide KD

allermuir.com

Crate Divide – KD

Design – Allermuir

A cube based modular storage system with a prime function to act as a room divider. Create spaces using the modular design of Crate.

Pre-built components can be connected together in-line or at right angles to create different zones within existing spaces.



standard & optional features

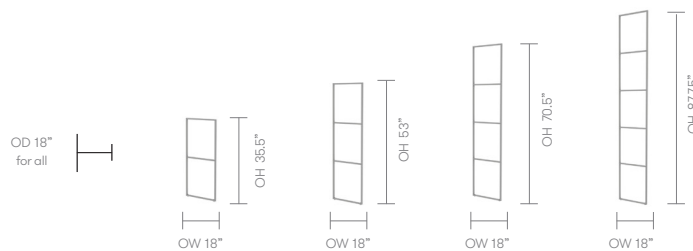
	CRT2HE 2 High End	CRT3HE 3 High End	CRT4HE 4 High End	CRT5HE 5 High End	CRT2HM 2 High Mid	CRT3HM 3 High Mid	CRT4HM 4 High Mid	CRT5HM 5 High Mid
Weight (lbs approx)	5.3	8.1	11	13.9	5.3	8.1	11	13.9
Tubular Steel frame finished in Black powder coat	●	●	●	●	●	●	●	●
Plastic glides with levelling adjustment	●	●	●	●	●	●	●	●
Optional features:								
Tubular Steel frame available in White, Sage, and Bronze powder coat*	+ \$0	+ \$0	+ \$0	+ \$0	+ \$0	+ \$0	+ \$0	+ \$0

* Click here to see [Crate Divide Metal Finishes](#)

* Click here to see [Crate Divide TFL Finishes](#)

Ships KD = Knock Down (Needs assembly)

dimensions – OH - Overall Height OD - Overall Depth OW - Overall Width AH - Arm Height SH - Seat Height SW - Seat Width SD - Seat Depth



[Back to index](#)

Code	Floor Standing Inline Steel End Ladders	Price
CRT2HE • 2 High End Ladder • 18" x 35.5" x 5/8"	End ladder with tapped holes on one face	297
CRT3HE • 3 High End Ladder • 18" x 53" x 5/8"	End ladder with tapped holes on one face	347
CRT4HE • 4 High End Ladder • 18" x 70.5" x 5/8"	End ladder with tapped holes on one face	400
CRT5HE • 5 High End Ladder • 18" x 87.75" x 5/8"	End ladder with tapped holes on one face	468

Code	Floor Standing Inline Steel Mid Ladders	Price
CRT2HM • 2 High Mid Ladder • 18" x 35.5" x 5/8"	Mid ladder with tapped holes on both front and back faces	301
CRT3HM • 3 High End Ladder • 18" x 53" x 5/8"	Mid ladder with tapped holes on both front and back faces	351
CRT4HM • 4 High End Ladder • 18" x 70.5" x 5/8"	Mid ladder with tapped holes on both front and back faces	405
CRT5HM • 5 High End Ladder • 18" x 87.75" x 5/8"	Mid ladder with tapped holes on both front and back faces	477

Floor fixings & wall fixings are supplied as standard on all Crate Divide units and must be used to secure the unit.

All prices listed in US \$

to specify your storage...

1. Check the [Standard Features & Finishes](#) and select the [Model](#) you require
2. Select any [Optional Extras](#) or [Alternative Finishes](#) you require and add on any extra costs as shown per product
3. You now have the total cost and specification for [Your Storage](#)

When ordering please ensure that you send us all this information so we can correctly fulfill your requirements.




Crate Divide – KD

Design – Allermuir

A cube based modular storage system with a prime function to act as a room divider. Create spaces using the modular design of Crate.

Pre-built components can be connected together in-line or at right angles to create different zones within existing spaces.



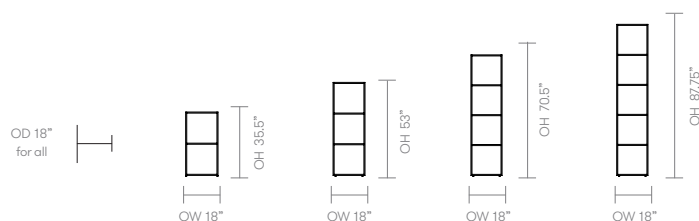
standard & optional features

	CRT2H90-KD 2 High L-Corner	CRT3H90-KD 3 High L-Corner	CRT4H90-KD 4 High L-Corner	CRT590-KD 5 High L-Corner	CRT2H180-KD 2 High T-Corner	CRT3H180-KD 3 High T-Corner	CRT4H180-KD 4 High T-Corner	CRT5H180-KD 5 High T-Corner
Weight (lbs approx)	17.8	24.9	31.9	38.9	17.8	24.9	31.9	38.9
Tubular Steel frame finished in Black powder coat	●	●	●	●	●	●	●	●
Plastic glides with levelling adjustment	●	●	●	●	●	●	●	●
Optional features:								
Tubular Steel frame available in White, Sage, and Bronze powder coat*	+ \$0	+ \$0	+ \$0	+ \$0	+ \$0	+ \$0	+ \$0	+ \$0

* Click here to see [Crate Divide Metal Finishes](#)

* Click here to see [Crate Divide TFL Finishes](#)

dimensions – OH - Overall Height OD - Overall Depth OW - Overall Width AH - Arm Height SH - Seat Height SW - Seat Width SD - Seat Depth



[Back to index](#)

Code	Floor Standing L-Corner Frames	Price
CRT2H90-KD • 2 High L-Corner Frame • 18" x 35.5" x 18"	Welded corner frame with tapped holes on two sides	935
CRT3H90-KD • 3 High L-Corner Frame • 18" x 53" x 18"	Welded corner frame with tapped holes on two sides	1,080
CRT4H90-KD • 4 High L-Corner Frame • 18" x 70.5" x 18"	Welded corner frame with tapped holes on two sides	1,241
CRT5H90-KD • 5 High L-Corner Frame • 18" x 87.75" x 18"	Welded corner frame with tapped holes on two sides	1,443



Code	Floor Standing T-Corner Frames	Price
CRT2H180-KD • 2 High T-Corner Frame • 18" x 35.5" x 18"	Welded corner frame with tapped holes on three sides	949
CRT3H180-KD • 3 High T-Corner Frame • 18" x 53" x 18"	Welded corner frame with tapped holes on three sides	1,114
CRT4H180-KD • 4 High T-Corner Frame • 18" x 70.5" x 18"	Welded corner frame with tapped holes on three sides	1,281
CRT5H180-KD • 5 High T-Corner Frame • 18" x 87.75" x 18"	Welded corner frame with tapped holes on three sides	1,489



Floor fixings & wall fixings are supplied as standard on all Crate Divide units and must be used to secure the unit.

All prices listed in US \$

to specify your storage...

1. Check the [Standard Features & Finishes](#) and select the [Model](#) you require
2. Select any [Optional Extras](#) or [Alternative Finishes](#) you require and add on any extra costs as shown per product
3. You now have the total cost and specification for [Your Storage](#)

When ordering please ensure that you send us all this information so we can correctly fulfill your requirements.

Crate Divide – KD

Design – Allermuir

A cube based modular storage system with a prime function to act as a room divider. Create spaces using the modular design of Crate.

Pre-built components can be connected together in-line or at right angles to create different zones within existing spaces.



standard & optional features

● Standard feature
 □ Not available

	CRT6CB-KD 6 Conn Bar Pack	CRT8CB-KD 8 Conn Bar Pack	CRT10CB-KD 10 Conn Bar Pack	CRT12CB-KD 12 Conn Bar Pack
Weight (lbs approx)	5.9	7.9	10.1	11.9
Tubular Steel frame finished in Black powder coat	●	●	●	●
Floor and wall fixing brackets	●	●	●	●
Fix packs	●	●	●	●
Tubular Steel frame available in White, Sage, and Bronze powder coat*	+ \$0	+ \$0	+ \$0	+ \$0

	CRT2DCB-KD 2 Double Conn Bar Pack	CRT4DCB-KD 4 Double Conn Bar Pack	CRT6DCB-KD 6 Double Conn Bar Pack
Weight (lbs approx)	3.1	6.2	9.3
Tubular Steel frame finished in Black powder coat	●	●	●
Floor and wall fixing brackets	●	●	●
Fix packs	●	●	●
Tubular Steel frame available in White, Sage, and Bronze powder coat*	+ \$0	+ \$0	+ \$0

* Click here to see [Crate Divide Metal Finishes](#)

* Click here to see [Crate Divide TFL Finishes](#)

Note: Optional powder coated finishes have an extended leadtime of 2 weeks

Ships KD = Knock Down (Needs assembly)

[Back to index](#)

Code	Connector Bar Packs	Price
CRT6CB-KD <ul style="list-style-type: none"> • 6x Connector Bars • 12x Connector Castings • 12x M5x10 CSK bolts • 12x M4x10 CAP bolts • 1 Wall Bracket, 4 Spacers • 2 Floor Hooks 	Connector bars to link 2 high ladders and frames Skin pack of 6 horizontal rails, 12 castings, M4 & M5 bolts Single-fixing kit	294
CRT8CB-KD <ul style="list-style-type: none"> • 8x Connector Bars • 16x Connector Castings • 16x M5x10 CSK bolts • 16x M4x10 CAP bolts • 1 Wall Bracket, 4 Spacers • 2 Floor Hooks 	Connector bars to link 3 high ladders and frames Two skin packs of 4 horizontal rails, 8 castings, M4 & M5 bolts Single-fixing kit	392
CRT10CB-KD <ul style="list-style-type: none"> • 10x Connector Bars • 20x Connector Castings • 20x M5x10 CSK bolts • 20x M4x10 CAP bolts • 1 Wall Bracket, 4 Spacers • 2 Floor Hooks 	Connector bars to link 4 high ladders and frames Skin pack of 4 horizontal rails, 8 castings, M4 & M5 bolts Skin pack of 6 horizontal rails, 12 castings, M4 & M5 bolts Single-fixing kit	490
CRT12CB-KD <ul style="list-style-type: none"> • 12x Connector Bars • 24x Connector Castings • 24x M5x10 CSK bolts • 24x M4x10 CAP bolts • 1 Wall Bracket, 4 Spacers • 2 Floor Hooks 	Connector bars to link 5 high ladders and frames Two skin packs of 6 horizontal rails, 12 castings, M4 & M5 bolts Single-fixing kit	588

Code	Double Connector Bar Packs	Price
CRT2DCB-KD <ul style="list-style-type: none"> • 2x Double Connector Bars • 4x Connector Castings • 4x M5x10 CSK bolts • 4x M4x10 CAP bolts 	Skin pack of 2 Double connector bars, 4 castings, M4 & M5 bolts	124
CRT4DCB-KD <ul style="list-style-type: none"> • 4x Double Connector Bars • 8x Connector Castings • 8x M5x10 CSK bolts • 8x M4x10 CAP bolts 	Skin pack of 4 Double connector bars Two skin packs of 8 castings, M4 & M5 bolts	248
CRT6DCB-KD <ul style="list-style-type: none"> • 6x Double Connector Bars • 12x Connector Castings • 12x M5x10 CSK bolts • 12x M4x10 CAP bolts 	Skin pack of 6 Double connector bars Skin pack of 4 Double connector bars Skin pack of 8 castings, M4 & M5 bolts Skin pack of 12 castings, M4 & M5 bolts	372

Floor fixings & wall fixings are supplied as standard on all Crate Divide units and must be used to secure the unit.

All prices listed in US \$

to specify your storage...

1. Check the [Standard Features & Finishes](#) and select the [Model](#) you require
2. Select any [Optional Extras](#) or [Alternative Finishes](#) you require and add on any extra costs as shown per product
3. You now have the total cost and specification for [Your Storage](#)

When ordering please ensure that you send us all this information so we can correctly fulfill your requirements.




Crate Divide – KD Curved Connectors

Design – Allermuir

A cube based modular storage system with a prime function to act as a room divider. Create spaces using the modular design of Crate.

Pre-built components can be connected together in-line or at right angles to create different zones within existing spaces.



standard & optional features

	CRT6CCB-KD 6 Curved Connector Bar Pack	CRT8CCB-KD 8 Curved Connector Bar Pack	CRT10CCB-KD 10 Curved Connector Bar Pack	CRT12CCB-KD 12 Curved Connector Bar Pack
Weight (lbs approx)	5.6	7.3	9.1	11
Tubular Steel frame finished in Black powder coat	●	●	●	●
Floor fixing brackets	●	●	●	●
Optional features:				
Tubular Steel frame available in White, Sage, and Bronze powder coat*	+ \$0	+ \$0	+ \$0	+ \$0

* Click here to see [Crate Divide Metal Finishes](#)
 * Click here to see [Crate Divide TFL Finishes](#)

Ships KD = Knock Down (Needs assembly)

dimensions – OH - Overall Height OD - Overall Depth OW - Overall Width AH - Arm Height SH - Seat Height SW - Seat Width SD - Seat Depth

[Back to index](#)

Code	Connector Bar Packs	Price
CRT6CCB-KD <ul style="list-style-type: none"> • 6x Curved Connector Bars • 12x Connector Castings • 12x M5x10 CSK bolts • 12x M4x10 CAP bolts • 4 Spacers • 2 Floor Hooks 	Curved connector bars to link 2 high ladders and frames Skin pack of 6 curved connector bars, 12 castings, M4 & M5 bolts Single-fixing kit	579
CRT8CCB-KD <ul style="list-style-type: none"> • 8x Curved Connector Bars • 16x Connector Castings • 16x M5x10 CSK bolts • 16x M4x10 CAP bolts • 4 Spacers • 2 Floor Hooks 	Curved connector bars to link 3 high ladders and frames Two skin packs of 4 curved connector bars, 8 castings, M4 & M5 bolts Single-fixing kit	769
CRT10CCB-KD <ul style="list-style-type: none"> • 10x Curved Connector Bars • 20x Connector Castings • 20x M5x10 CSK bolts • 20x M4x10 CAP bolts • 4 Spacers • 2 Floor Hooks 	Curved connector bars to link 4 high ladders and frames Skin pack of 4 curved connector bars, 8 castings, M4 & M5 bolts Skin pack of 6 curved connector bars, 12 castings, M4 & M5 bolts Single-fixing kit	931
CRT12CCB-KD <ul style="list-style-type: none"> • 12x Curved Connector Bars • 24x Connector Castings • 24x M5x10 CSK bolts • 24x M4x10 CAP bolts • 4 Spacers • 2 Floor Hooks 	Curved connector bars to link 5 high ladders and frames Two skin packs of 6 curved connector bars, 12 castings, M4 & M5 bolts Single-fixing kit	1,093

Floor fixings & wall fixings are supplied as standard on all Crate Divide units and must be used to secure the unit.

All prices listed in US \$



to specify your storage...

1. Check the [Standard Features & Finishes](#) and select the [Model](#) you require
2. Select any [Optional Extras](#) or [Alternative Finishes](#) you require and add on any extra costs as shown per product
3. You now have the total cost and specification for [Your Storage](#)

When ordering please ensure that you send us all this information so we can correctly fulfill your requirements.

Crate Divide – KD

Design – Allermuir

A cube based modular storage system with a prime function to act as a room divider. Create spaces using the modular design of Crate.

Pre-built components can be connected together in-line or at right angles to create different zones within existing spaces.



standard & optional features

● Standard feature
□ Not available

	CRTPS Ply Shelf	CRTMS TFL Shelf	CRTPOB Ply Open Box	CRTMOB TFL Open Box	CRTPCB Ply Closed Box	CRTMCB TFL Closed Box	CRTBPB Ply Box with Poly Carb Back	CRTPLB Ply Locker	CRTMLB TFL Locker	CRTCPS Ply Curved Shelf	CRTCMS TFL Curved Shelf	CRTCPOB Ply Curved Open Box	CRTCMOB TFL Curved Open Box
Weight (lbs approx)	3.1	3.3	21.6	22	24.7	24.9	22	35.3	37.5	35.3	3.8	22.5	22
0.5" Plywood shelf with clear finish	●	□	□	□	□	□	□	□	□	□	□	□	□
0.5" TFL Shelf available in Urban Maple, Black, White or Strata Oak	□	●	□	□	□	□	□	□	□	□	□	□	□
0.5" Plywood open box with clear finish	□	□	●	□	□	□	□	□	□	□	□	□	□
0.5" TFL open box available in Urban Maple, Black, White or Strata Oak	□	□	□	●	□	□	□	□	□	□	□	□	□
0.5" Plywood closed box with clear finish	□	□	□	□	●	□	□	□	□	□	□	□	□
0.5" TFL closed box available in Urban Maple, Black, White or Strata Oak	□	□	□	□	□	●	□	□	□	□	□	□	□
0.5" Plywood box and poly carbonate back with a clear finish	□	□	□	□	□	□	●	□	□	□	□	□	□
0.5" Ply locker with a clear finish and includes two keys	□	□	□	□	□	□	□	●	□	□	□	□	□
0.5" TFL locker avail. in Urban Maple, Black, White or Strata Oak and includes two keys	□	□	□	□	□	□	□	□	●	□	□	□	□
0.5" Plywood curved shelf with a clear finish	□	□	□	□	□	□	□	□	□	●	□	□	□
0.5" TFL curved shelf available in Urban Maple, Black, White or Strata Oak	□	□	□	□	□	□	□	□	□	□	●	□	□
0.5" Plywood curved open box with a clear finish	□	□	□	□	□	□	□	□	□	□	□	●	□
0.5" TFL curved open box available in Urban Maple, Black, White or Strata Oak	□	□	□	□	□	□	□	□	□	□	□	□	●

* Click here to see Crate Divide Metal Finishes
* Click here to see Crate Divide TFL Finishes

Ships KD = Knock Down (Needs assembly)

[Back to index](#)

	Price
CRTPS • Ply shelf • 16.6" x 16.6" x 0.5"	182
CRTMS • TFL shelf • 16.6" x 16.6" x 0.5"	89
CRTPOB • Ply open box • Internal – 15.7" x 15.7" x 16.6"	919
CRTMOB • TFL open box • Internal – 15.7" x 15.7" x 16.6"	374
CRTPCB • Ply closed box • Internal – 15.7" x 15.7" x 16.1"	1,051
CRTMCB • TFL closed box • Internal – 15.7" x 15.7" x 16.1"	413
CRTBPB • Ply box with plastic back • Internal – 15.7" x 15.7" x 16"	947
CRTPLB • Ply Locker • Internal – 15.25" x 15.25" x 16.5"	1,340
CRTMLB • TFL Locker • Internal – 15.25" x 15.25" x 16.5"	620
CRTCPS • Ply curved shelf • 16.6" x 16.6" x 0.5"	197
CRTCMS • TFL curved shelf • 16.6" x 16.6" x 0.5"	138
CRTCPOB • Ply curved open box • Internal – 15.7" x 15.7" x 16.6"	850
CRTCMOB • TFL curved open box • Internal – 15.7" x 15.7" x 16.6"	555



All prices listed in US \$

to specify your storage...

1. Check the [Standard Features & Finishes](#) and select the [Model](#) you require
2. Select any [Optional Extras](#) or [Alternative Finishes](#) you require and add on any extra costs as shown per product
3. You now have the total cost and specification for [Your Storage](#)

When ordering please ensure that you send us all this information so we can correctly fulfill your requirements.

Crate Divide – KD

Design – Allermuir

A cube based modular storage system with a prime function to act as a room divider. Create spaces using the modular design of Crate.

Pre-built components can be connected together in-line or at right angles to create different zones within existing spaces.



standard & optional features

	CRT2BPS 2 Bay Ply Shelf	CRT2BMS 2 Bay TFL Shelf	CRT2BPOB 2 Bay Ply Open Box	CRT2BMOB 2 Bay TFL Open Box	CRT2BPCB 2 Bay Ply Closed Box	CRT2BMCB 2 Bay TFL Closed Box	CRT2BPFDB 2 Bay Ply Flipper Door Box	CRT2BMFDB 2 Bay TFL Flipper Door Box
Weight (lbs approx)	-	-	-	-	-	-	-	-
0.5" Plywood shelf with clear finish	●	□	□	□	□	□	□	□
0.5" TFL Shelf available in Urban Maple, Black, White or Strata Oak	□	●	□	□	□	□	□	□
0.5" Plywood open box with clear finish	□	□	●	□	□	□	□	□
0.5" TFL open box available in Urban Maple, Black, White or Strata Oak	□	□	□	●	□	□	□	□
0.5" Plywood closed box with clear finish	□	□	□	□	●	□	□	□
0.5" TFL closed box available in Urban Maple, Black, White or Strata Oak	□	□	□	□	□	●	□	□
0.5" Plywood box with a flipper door and a clear finish	□	□	□	□	□	□	●	□
0.5" TFL box with flipper door available in Urban Maple, Black, White, or Strata Oak	□	□	□	□	□	□	□	●

* Click here to see [Crate Divide Metal Finishes](#)

* Click here to see [Crate Divide TFL Finishes](#)

[Back to index](#)

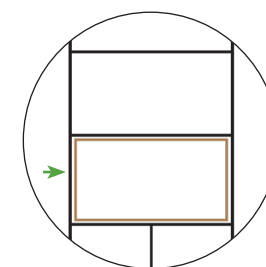
Floor Standing Inline Steel Frame	Price
CRT2BPS • 2 Bay Ply shelf • 34" x 16.5" x 0.5"	288 See Note 1
CRT2BMS • 2 Bay TFL shelf • 34" x 16.5" x 0.5"	125 See Note 1
CRT2BPOB • 2 Bay Ply open box • Internal – 33" x 15.5" x 16.5"	1,396 See Notes 1 & 2
CRT2BMOB • 2 Bay TFL open box • Internal – 33" x 15.5" x 16.5"	487 See Notes 1 & 2
CRT2BPCB • 2 Bay Ply closed box • Internal – 33" x 15.5" x 16.5"	1,631 See Notes 1 & 2
CRT2BMCB • 2 Bay TFL closed box • Internal – 33" x 15.5" x 16.5"	560 See Notes 1 & 2
CRT2BPFDB • 2 Bay Ply box with flipper door • Internal – 33" x 15.5" x 15.5"	2,560 See Notes 1 & 2
CRT2BMFDB • 2 Bay TFL box with flipper door • Internal – 33" x 15.5" x 15.5"	1,163 See Notes 1 & 2



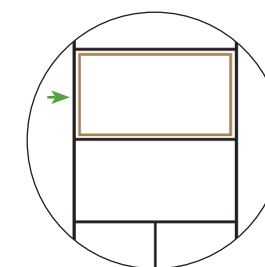
Note 1: Can only be used with two 'double connector bars' from CRT2DCB-KD, CRT4DCB-KD, CRT6DCB-KD

All prices listed in US \$

Note 2: Please specify, Single Bays to Double Bay or Double Bay to Double Bay when ordering.



Single Bay to Double Bay



Double Bay to Double Bay

to specify your storage...

1. Check the [Standard Features & Finishes](#) and select the [Model](#) you require
2. Select any [Optional Extras](#) or [Alternative Finishes](#) you require and add on any extra costs as shown per product
3. You now have the total cost and specification for [Your Storage](#)

When ordering please ensure that you send us all this information so we can correctly fulfill your requirements.

Ships KD = Knock Down (Needs assembly)

Crate Divide – KD

Design – Allermuir

A cube based modular storage system with a prime function to act as a room divider. Create spaces using the modular design of Crate.

Pre-built components can be connected together in-line or at right angles to create different zones within existing spaces.



standard & optional features

	CRTSPT Steel Planter Tray	CRTPPT Plastic Planter Tray	CRTMP Magnetic Panel	CRTFPF Pinnable Fabric Panel	CRTAFP Acoustic Fabric Panel	CRTCSP Steel Curved Planter Tray
Weight (lbs approx)	13.7	1.8	20.5	22	1.6	15
Steel planter finished in Black powder coat	●	☐	☐	☐	☐	☐
Textured black ABS Planter Tray hangs into unit below	☐	●	☐	☐	☐	☐
Two bay wide magnetic dry wipe board	☐	☐	●	☐	☐	☐
Two bay wide pinnable fabric panel available in Camira Blazer or Synergy	☐	☐	☐	●	☐	☐
One bay acoustic fabric panel	☐	☐	☐	☐	●	☐
Steel curved planter finished in Black powder coat	☐	☐	☐	☐	☐	●

* Click here to see [Crate Divide Metal Finishes](#)
 * Click here to see [Crate Divide TFL Finishes](#)

Ships KD = Knock Down (Needs assembly)

[Back to index](#)

	Price
CRTSPT • Steel planter tray • Internal – 16.5" x 16.5" x 5.2"	412
CRTPPT • Plastic planter tray • Internal – 15.25" x 15.25" x 5"	209
CRTMP • Magnetic dry wipe back panel • 35.5" x 35.5"	342
CRTFPF • Pinnable fabric back panel • 35.5" x 35.5" • Camira Blazer or Synergy	850
CRTAFP • Acoustic fabric back panel • 16.75" x 16.75" • Camira Blazer or Synergy	279
CRTCSP • Steel curved planter tray • Internal – 20.6" x 16.6" x 5.2"	602

All prices listed in US \$



to specify your storage...

1. Check the [Standard Features & Finishes](#) and select the **Model** you require
2. Select any [Optional Extras](#) or [Alternative Finishes](#) you require and add on any extra costs as shown per product
3. You now have the total cost and specification for **Your Storage**

When ordering please ensure that you send us all this information so we can correctly fulfill your requirements.

Crate Divide – KD Curtains

Design – Allermuir

Crate Divide Curve, allows users to seamlessly specify fully circular spaces or to elegantly snake their designs around their chosen environment. The addition of curtains creates a whole new look and dual purpose, providing an acoustic insulation and visual privacy.



standard & optional features

	CRT2BSC 2-bay straight curtain	CRT3BSC 3-bay straight curtain	CRT4BSC 4-bay straight curtain	CRTIC2BC 2-bay inner curved curatin	CRTIC3BC 3-bay inner curved curatin	CRTOC2BC 2-bay outer curved curatin	CRTOC3BC 3-bay outer curved curatin
Weight (Panaz Leto)	2.7lbs	3.8lbs	5.1lbs	2.7lbs	4.9lbs	3.3lbs	4.9lbs
Weight (Vescom Swan)	2.7lbs	4.0lbs	5.3lbs	3.1lbs	5.3lbs	3.6lbs	5.3lbs
Weight (Kvadrat Maya)	2.8lbs	4.2lbs	5.5lbs	3.1lbs	5.3lbs	3.8lbs	5.3lbs
Weight (Kvadrat Dawn 2)	4.2lbs	6.2lbs	8.2lbs	4lbs	6.2lbs	5.8lbs	8.0lbs
Track available in Black or White powder coat	●	●	●	●	●	●	●

* Click here to see [Crate Divide Metal Finishes](#)

Note: Optional powder coated finishes have an extended leadtime of 2 weeks

Curtain Upholstery Options

Panaz Leto

901 Silver

Vescom Swan

8071.02 8071.03 8071.05 8071.09 8071.11 8071.12 8071.13 8071.14

Kvadrat Maya

Maya 0219 Maya 0229 Maya 0139 Maya 0379 Maya 0949 Maya 0789 Maya 0149 Maya 0199

Kvadrat Dawn 2

332 382 992 902 482 432 792 102

[Back to index](#)

Code	Panaz Leto	Vescom Swan	Kvadrat Maya	Kvadrat Dawn 2 (Acoustic)
CRT2BSC • 2-bay straight curtain • 34" w x 87" h x 3.5" d	1,023	1,150	1,540	1,509
CRT3BSC • 3-bay straight curtain • 52" w x 87" h x 3.5" d	1,254	1,445	2,030	1,983
CRT4BSC • 4-bay straight curtain • 69" w x 87" h x 3.5" d	1,506	1,753	2,541	2,478
CRTIC2BC • 2-bay inner curved curtain • 32.5" w x 87" h x 3.5" d	1,046	1,173	1,563	1,531
CRTIC3BC • 3-bay inner curved curtain • 48.5" w x 87" h x 3.5" d	1,275	1,466	2,051	2,004
CRTOC2BC • 2-bay outer curved curtain • 44.5" w x 87" h x 3.5" d	1,266	1,457	2,042	1,995
CRTOC3BC • 3-bay outer curved curtain • 66" w x 87" h x 3.5" d	1,517	1,764	2,552	2,489



to specify your storage...

1. Check the [Standard Features & Finishes](#) and select the **Model** you require
2. Select any **Optional Extras** or **Alternative Finishes** you require and add on any extra costs as shown per product
3. You now have the total cost and specification for **Your Storage**

When ordering please ensure that you send us all this information so we can correctly fulfill your requirements.

Crate Divide – KD

Design – Allermuir

A cube based modular storage system with a prime function to act as a room divider. Create spaces using the modular design of Crate.

Pre-built components can be connected together in-line or at right angles to create different zones within existing spaces.



standard & optional features

● Standard feature
□ Not available

	CRT2H2BCS KDF 2 High 2 Bay on Cubby Storage	CRT2H2BS KDF 2 High 2 Bay on Storage	CRT3H2BCS KDF 3 High 2 Bay on Cubby Storage	CRT3H2BS KDF 3 High 2 Bay on Storage	CRT2H3BS KDF 2 High 3 Bay on Storage	CRT2H4BS KDF 2 High 4 Bay on Storage	CRT2H4BCS KDF 2 High 4 Bay on Cubby Storage	CRT3H3BS KDF 3 High 3 Bay on Storage	CRT3H4BS KDF 3 High 4 Bay on Cubby Storage	CRT3H4BCS KDF 3 High 4 Bay on Cubby Storage	CRTLK 2 Linking Brackets
Weight (lbs approx)	141.3	125.0	137.6	137.6	194.0	244.3	274.0	210.1	205.7	295.4	0.44
TFL Storage avail. in Urban Maple, Black, White, or Strata Oak	●	●	●	●	●	●	●	●	●	●	□
Tubular Steel frame finished in Black powder coat	●	●	●	●	●	●	●	●	●	●	□
TFL Cubby available in compliment. Urban Maple, Black, White, or Strata Oak	●	□	●	□	□	□	●	□	□	●	□
Plastic glides with levelling adjustment	●	●	●	●	●	●	●	●	●	●	□

Optional features:

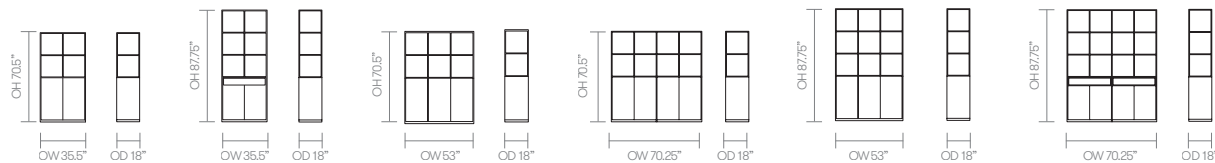
Tubular Steel frame avail. in White, Sage, and Bronze powder coat*	+ \$0	+ \$0	+ \$0	+ \$0	+ \$0	+ \$0	+ \$0	+ \$0	+ \$0	+ \$0	+ \$0
--	-------	-------	-------	-------	-------	-------	-------	-------	-------	-------	-------

* Click here to see [Crate Divide Metal Finishes](#)

* Click here to see [Crate Divide TFL Finishes](#)

Ships KD = Knock Down (Needs assembly)

dimensions – OH - Overall Height OD - Overall Depth OW - Overall Width AH - Arm Height SH - Seat Height SW - Seat Width SD - Seat Depth



[Back to index](#)

Code	Storage Mounted Frames	Price
CRT2H2BCSKDF • 35.5" x 70.5" x 18"	2 High 2 Bay KD Crate Frame on Cubby Storage	2,898
CRT2H2BSKDF • 35.5" x 70.5" x 18"	2 High 2 Bay KD Crate Frame on Storage	2,419
CRT3H2BCSKDF • 35.5" x 87.75" x 18"	3 High 2 Bay KD Crate Frame on Cubby Storage	3,027
CRT3H2BSKDF • 35.5" x 87.75" x 18"	3 High 2 Bay KD Crate Frame on Storage	2,548
CRT2H3BSKDF • 53" x 70.5" x 18"	2 High 3 Bay KD Crate Frame on Storage	3,771
CRT2H4BSKDF • 70.25" x 70.5" x 18"	2 High 4 Bay KD Crate Frame on Storage	4,415
CRT2H4BCSKDF • 70.25" x 70.5" x 18"	2 High 4 Bay KD Crate Frame on Cubby Storage	5,369
CRT3H3BSKDF • 53" x 87.75" x 18"	3 High 3 Bay KD Crate Frame on Storage	5,298
CRT3H4BSKDF • 70.25" x 87.75" x 18"	3 High 4 Bay KD Crate Frame on Storage	5,946
CRT3H4BCSKDF • 70.25" x 87.75" x 18"	3 High 4 Bay KD Crate Frame on Cubby Storage	6,900

Code	Price
CRTLK • 2 Linking brackets for aligning side-by-side storage mounted Crate units • 0.75" x 3" x 0.7"	82

Floor fixings & wall fixings are supplied as standard on all Crate Divide units and must be used to secure the unit.

All prices listed in US \$



to specify your storage...

1. Check the [Standard Features & Finishes](#) and select the **Model** you require
2. Select any [Optional Extras](#) or [Alternative Finishes](#) you require and add on any extra costs as shown per product
3. You now have the total cost and specification for **Your Storage**

When ordering please ensure that you send us all this information so we can correctly fulfill your requirements.

Crate Divide – KD

Design – Allermuir

A cube based modular storage system with a prime function to act as a room divider. Create spaces using the modular design of Crate.

Pre-built components can be connected together in-line or at right angles to create different zones within existing spaces.



standard & optional features

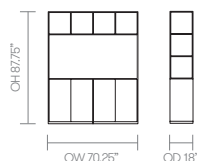
- Standard feature
- Not available

	CRT3H4BMMWS 3 High 4 Bay TFL Media Wall on Storage	CRT3H4BPMWS 3 High 4 Bay Ply Media Wall on Storage
Weight (lbs approx)	-	-
Tubular Steel frame finished in Black powder coat	●	●
TFL Storage available in Urban Maple, Black, White, or Strata Oak	●	●
TFL Media Wall Box available in Urban Maple, Black, White, or Strata Oak	●	□
Ply Media Wall Box available in Black, White, or Strata Oak	□	●
Plastic glides with levelling adjustment	●	●
Pinnable fabric back panel available in Camira Blazer or Synergy	●	●
Optional features:		
Tubular Steel frame available in White, Sage, and Bronze powder coat*	+ \$0	+ \$0

* Click here to see [Crate Divide Metal Finishes](#)
 * Click here to see [Crate Divide TFL Finishes](#)

Ships KD = Knock Down (Needs assembly)

dimensions – OH - Overall Height OD - Overall Depth OW - Overall Width AH - Arm Height SH - Seat Height SW - Seat Width SD - Seat Depth



[Back to index](#)

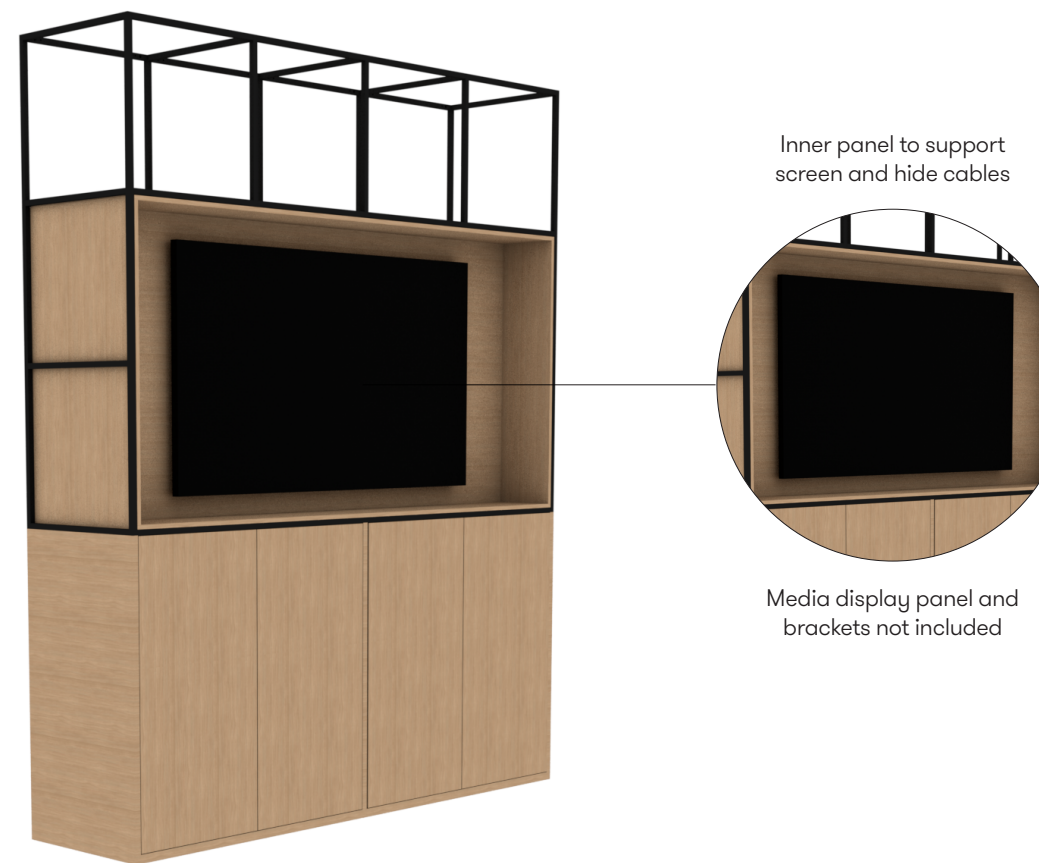
Code	Storage Mounted Frames	Price
CRT3H4BMMWS • 70.25" x 87.75" x 18"	3 High 4 Bay TFL Media Wall on Storage	6,642
CRT3H4BPMWS • 70.25" x 87.75" x 18"	3 High 4 Bay Ply Media Wall on Storage	8,598



Floor fixings & wall fixings are supplied as standard on all Crate Divide units and must be used to secure the unit.

All prices listed in US \$

TV Compartment Dimensions: 67.75" x 33" x 8"
 Maximum recommended TV Size: 65" TV (80 lb max load)



to specify your storage...

1. Check the [Standard Features & Finishes](#) and select the [Model](#) you require
2. Select any [Optional Extras](#) or [Alternative Finishes](#) you require and add on any extra costs as shown per product
3. You now have the total cost and specification for [Your Storage](#)

When ordering please ensure that you send us all this information so we can correctly fulfill your requirements.

Crate Divide – KD

Design – Allermuir

A cube based modular storage system with a prime function to act as a room divider. Create spaces using the modular design of Crate.

Pre-built components can be connected together in-line or at right angles to create different zones within existing spaces.



standard & optional features

- Standard feature
- Not available

	CRT2H2BMSKDF 2 High 2 Bay on Mobile Storage	CRT2H3BMSKDF 2 High 3 Bay on Mobile Storage	CRT2H4BMSKDF 2 High 4 Bay on Mobile Storage
Weight (lbs approx)	83.4	136.5	173.1
Tubular Steel frame finished in Black powder coat	●	●	●
TFL Storage available in Urban Maple, Black, White, or Strata Oak	●	●	●
Metal casters with wheel brake	●	●	●
Optional features:			
Tubular Steel frame available in White, Sage, and Bronze powder coat*	+ \$0	+ \$0	+ \$0

* Click here to see [Crate Divide Metal Finishes](#)
 * Click here to see [Crate Divide TFL Finishes](#)


Ships KD = Knock Down (Needs assembly)

dimensions – OH - Overall Height OD - Overall Depth OW - Overall Width AH - Arm Height SH - Seat Height SW - Seat Width SD - Seat Depth



[Back to index](#)

Code	Crate Mobile	Price
CRT2H2BMSKDF • 35.5" x 57" x 18"	2 High 2 Bay KD Crate Frame on Mobile Storage	2,918
CRT2H3BMSKDF • 3 High End Ladder • 53" x 57" x 18"	2 High 3 Bay KD Crate Frame on Mobile Storage	4,399
CRT2H4BMSKDF • 4 High End Ladder • 70.25" x 57" x 18"	2 High 4 Bay KD Crate Frame on Mobile Storage	5,012




Floor fixings & wall fixings are supplied as standard on all Crate Divide units and must be used to secure the unit.

All prices listed in US \$



Note: These models are on mobile casters



to specify your storage...

1. Check the [Standard Features & Finishes](#) and select the [Model](#) you require
2. Select any [Optional Extras](#) or [Alternative Finishes](#) you require and add on any extra costs as shown per product
3. You now have the total cost and specification for [Your Storage](#)

When ordering please ensure that you send us all this information so we can correctly fulfill your requirements.

Crate Divide – KD

Design – Allermuir

A cube based modular storage system with a prime function to act as a room divider. Create spaces using the modular design of Crate.

Pre-built components can be connected together in-line or at right angles to create different zones within existing spaces.



standard & optional features

	CRTLCDMSFD Low Credenza with TFL Shelf/flipper door unit	CRTLCDPSFD Low Credenza with Ply Shelf/flipper door unit	CRTLCDMCBFD Low Credenza with TFL Closed Box/flipper door unit	CRTLCDPCBFD Low Credenza with Ply Closed Box/flipper door unit	CRTLCDM2FD Low Credenza with 2 TFL flipper door units	CRTLCDP2FD Low Credenza with 2 Ply flipper door units
Weight (lbs approx)	-	-	-	-	-	-
Tubular Steel frame finished in Black powder coat	●	●	●	●	●	●
TFL Storage available in Urban Maple, Black, White, or Strata Oak	●	□	●	□	●	□
Ply Storage available in clear lacquer finish	□	●	□	●	□	●
1/2" Solid surface top available in Cloud	●	●	●	●	●	●

Optional features:						
Tubular Steel frame available in White, Sage, and Bronze powder coat*	+ \$0	+ \$0	+ \$0	+ \$0	+ \$0	+ \$0

	CRTHCDMSFD High Credenza with TFL Shelf/flipper door unit	CRTHCDPSFD High Credenza with Ply Shelf/flipper door unit	CRTHCDMCBFD High Credenza with TFL Closed Box/flipper door unit	CRTHCDPCBFD High Credenza with Ply Closed Box/flipper door unit	CRTHCDM2FD High Credenza with 2 TFL flipper door units	CRTHCDP2FD High Credenza with 2 Ply flipper door units
Weight (lbs approx)	-	-	-	-	-	-
Tubular Steel frame finished in Black powder coat	●	●	●	●	●	●
TFL Storage available in Urban Maple, Black, White, or Strata Oak	●	□	●	□	●	□
Ply Storage available in clear lacquer finish	□	●	□	●	□	●
1/2" Solid surface top available in Cloud	●	●	●	●	●	●

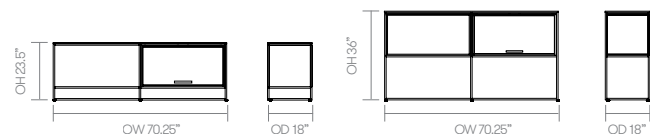
Optional features:						
Tubular Steel frame available in White, Sage, and Bronze powder coat*	+ \$0	+ \$0	+ \$0	+ \$0	+ \$0	+ \$0

* Click here to see [Crate Divide Metal Finishes](#)

* Click here to see [Crate Divide TFL Finishes](#)

Ships KD = Knock Down (Needs assembly)

dimensions – OH - Overall Height OD - Overall Depth OW - Overall Width AH - Arm Height SH - Seat Height SW - Seat Width SD - Seat Depth



[Back to index](#)

Code	Crate Credenza	Price	
CRTLCDMSFD • 70.25" x 23.5" x 18"	Low Credenza with TFL Shelf and Flipper Door storage unit	5,304	
CRTLCDPSFD • 70.25" x 23.5" x 18"	Low Credenza with Ply Shelf and Flipper Door storage unit	6,912	
CRTLCDMCBFD • 70.25" x 23.5" x 18"	Low Credenza with TFL Closed Box and Flipper Door storage unit	5,594	
CRTLCDPCBFD • 70.25" x 23.5" x 18"	Low Credenza with Ply Closed Box and Flipper Door storage unit	7,897	
CRTLCDM2FD • 70.25" x 23.5" x 18"	Low Credenza with 2 TFL Flipper Door storage units	6,157	
CRTLCDP2FD • 70.25" x 23.5" x 18"	Low Credenza with 2 Ply Flipper Door storage units	8,764	
CRTHCDMSFD • 70.25" x 36" x 18"	High Credenza with TFL Shelf and Flipper Door storage unit	5,651	
CRTHCDPSFD • 70.25" x 36" x 18"	High Credenza with Ply Shelf and Flipper Door storage unit	7,564	
CRTHCDMCBFD • 70.25" x 36" x 18"	High Credenza with TFL Closed Box and Flipper Door storage unit	5,941	
CRTHCDPCBFD • 70.25" x 36" x 18"	High Credenza with Ply Closed Box and Flipper Door storage unit	8,245	
CRTHCDM2FD • 70.25" x 36" x 18"	High Credenza with 2 TFL Flipper Door storage units	6,505	
CRTHCDP2FD • 70.25" x 36" x 18"	High Credenza with 2 Ply Flipper Door storage units	9,111	

Floor fixings & wall fixings are supplied as standard on all Crate Divide units and must be used to secure the unit.

All prices listed in US \$

to specify your storage...

1. Check the [Standard Features & Finishes](#) and select the [Model](#) you require
2. Select any [Optional Extras](#) or [Alternative Finishes](#) you require and add on any extra costs as shown per product
3. You now have the total cost and specification for [Your Storage](#)

When ordering please ensure that you send us all this information so we can correctly fulfill your requirements.

Crate Divide – KD

Design – Allermuir

A cube based modular storage system with a prime function to act as a room divider. Create spaces using the modular design of Crate.

Pre-built components can be connected together in-line or at right angles to create different zones within existing spaces.



[Back to index](#)

Code	Crate Mobile Caddy	Price
CRTCDY • 21.5" x 14.5" x 22"	Mobile Caddy Storage Unit	2,262



All prices listed in US \$

standard & optional features

- Standard feature
- Not available

CRYCDY Crate Coaddy

Weight (lbs approx)	–
Tubular Steel frame finished in Black powder coat	●
Cork lining on top tray and shelf	●
Oak-fronted shelf on steel runners	●
Plastic casters	●

Optional features:

Tubular Steel frame available in White, Sage, and Bronze powder coat*	+ \$0
---	-------

* [Click here to see Crate Divide Metal Finishes](#)

* [Click here to see Cork finish](#)

* [Click here to see Oak finish](#)

Ships KD = Knock Down (Needs assembly)

dimensions – OH - Overall Height OD - Overall Depth OW - Overall Width AH - Arm Height SH - Seat Height SW - Seat Width SD - Seat Depth



to specify your storage...

1. Check the [Standard Features & Finishes](#) and select the [Model](#) you require
2. Select any [Optional Extras](#) or [Alternative Finishes](#) you require and add on any extra costs as shown per product
3. You now have the total cost and specification for [Your Storage](#)

When ordering please ensure that you send us all this information so we can correctly fulfill your requirements.

Crate Divide – KD

Design – Allermuir

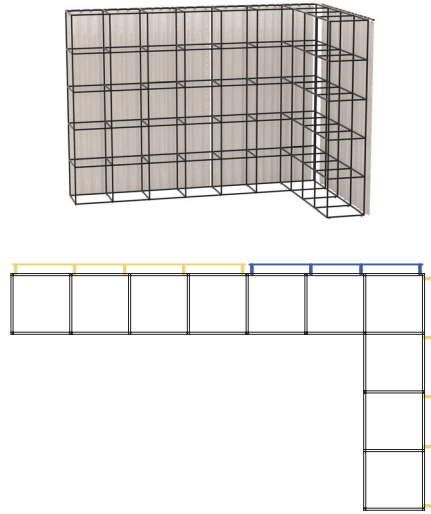
A cube based modular storage system with a prime function to act as a room divider. Create spaces using the modular design of Crate.

Pre-built components can be connected together in-line or at right angles to create different zones within existing spaces.



standard & optional features

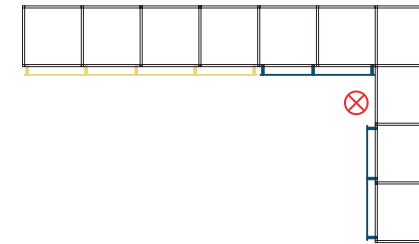

- Standard feature
- Not available




Typical 1

Product Code	Unit Price	Quantity	Subtotal
CRT5H90-KD	1,443	1	1,443
CRT5HE	468	2	936
CRT5HM	477	7	3,339
CRT12CB-KD	588	9	5,292
CRT3BSC <small>(Vescom Swan)</small>	1,445	1	1,445
CRT4BSC <small>(Vescom Swan)</small>	1,753	3	5,259
		Total	17,714

[Back to index](#)



 Rule: When using curtain on the inner face one bay needs to be kept clear when another frame is running perpendicular

Typical 2

Product Code	Unit Price	Quantity	Subtotal
CRT5H90-KD	1,443	1	1,443
CRT5HE	468	2	936
CRT5HM	477	7	3,339
CRT12CB-KD	588	9	5,292
CRT2BSC <small>(Vescom Swan)</small>	1,150	2	2,300
CRT4BSC <small>(Vescom Swan)</small>	1,753	1	1,753
		Total	15,063

Curtain Rail Key

- 2 Bay Straight Curtain Rail
- 2 Bay Inner Curve Curtain Rail
- 2 Bay Outer Curve Curtain Rail
- 3 Bay Straight Curtain Rail
- 3 Bay Inner Curve Curtain Rail
- 3 Bay Outer Curve Curtain Rail
- 4 Bay Straight Curtain Rail

Crate Divide – KD

Design – Allermuir

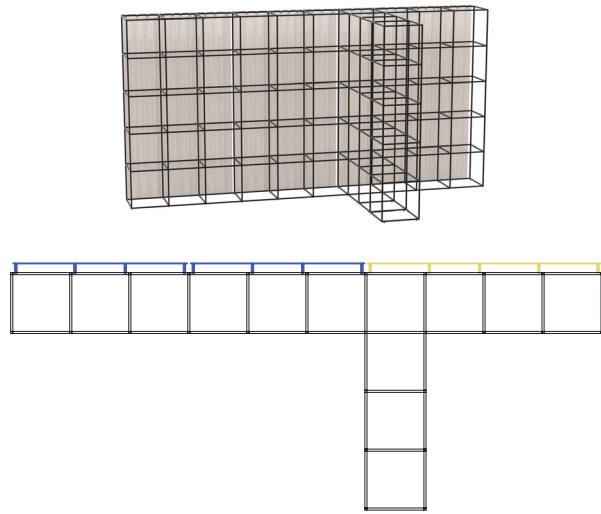
A cube based modular storage system with a prime function to act as a room divider. Create spaces using the modular design of Crate.

Pre-built components can be connected together in-line or at right angles to create different zones within existing spaces.



standard & optional features

- Standard feature
- Not available



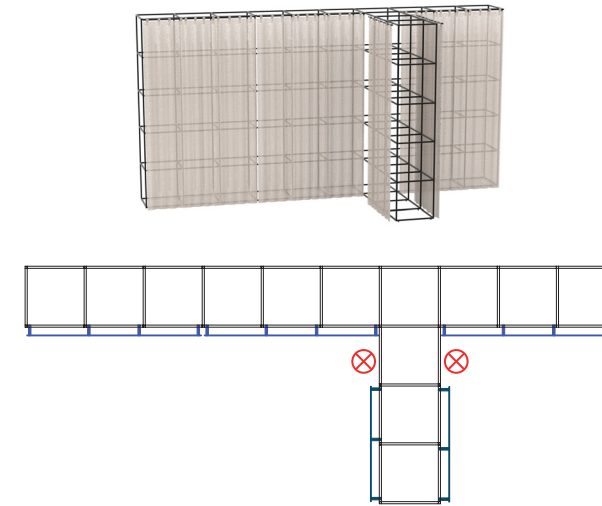
Typical 3

Product Code	Unit Price	Quantity	Subtotal
CRT5H180-KD	1,489	1	1,489
CRT5HE	468	3	1,404
CRT5HM	477	9	4,293
CRT12CB-KD	588	12	7,056
CRT3BSC <small>(Vescom Swan)</small>	1,445	2	2,890
CRT4BSC <small>(Vescom Swan)</small>	1,753	1	1,753
		Total	18,885

Curtain Rail Key

- 2 Bay Straight Curtain Rail
- 2 Bay Inner Curve Curtain Rail
- 2 Bay Outer Curve Curtain Rail
- 3 Bay Straight Curtain Rail
- 3 Bay Inner Curve Curtain Rail
- 3 Bay Outer Curve Curtain Rail
- 4 Bay Straight Curtain Rail

[Back to index](#)




Rule: When using curtain on the inner face one bay needs to be kept clear when another frame is running perpendicular

Typical 4

Product Code	Unit Price	Quantity	Subtotal
CRT5H180-KD	1,489	1	1,489
CRT5HE	468	3	1,404
CRT5HM	477	9	4,293
CRT12CB-KD	588	12	7,056
CRT2BSC <small>(Vescom Swan)</small>	1,150	2	2,300
CRT3BSC <small>(Vescom Swan)</small>	1,445	3	4,336
		Total	20,877

Typical 5

Product Code	Unit Price	Quantity	Subtotal
CRT5HE	468	2	936
CRT5HM	477	4	1,908
CRT3HM	351	3	1,053
CRT12CB-KD	588	4	2,352
CRT8CB-KD	392	4	1,568
CRT2BSC <small>(Vescom Swan)</small>	1,150	2	2,300
		Total	10,117



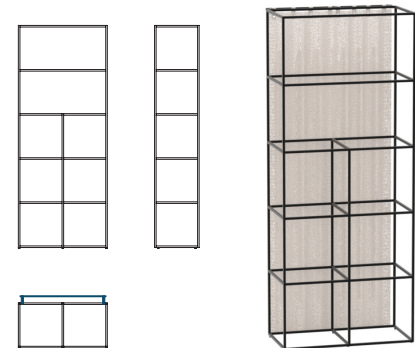
Crate curtain can only be used on 5 height crate

Crate Divide - KD

Design - Allermuir

A cube based modular storage system with a prime function to act as a room divider. Create spaces using the modular design of Crate.

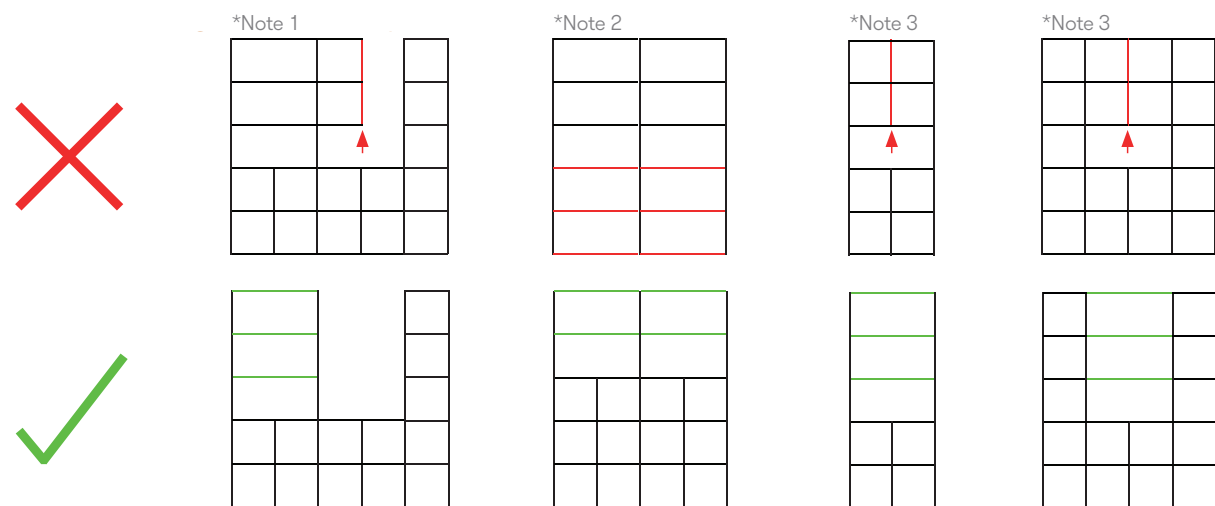
Pre-built components can be connected together in-line or at right angles to create different zones within existing spaces.



Double Bay Typical 1

Product Code	Unit	Quantity	Subtotal
CRT5HE	468	2	936
CRT3HM	351	1	351
CRT8CB-KD	392	2	784
CRT4DCB-KD	248	1	248
CRT4BSC <small>(Vescom Swan)</small>	1,753	1	1,753
		Total	4,072

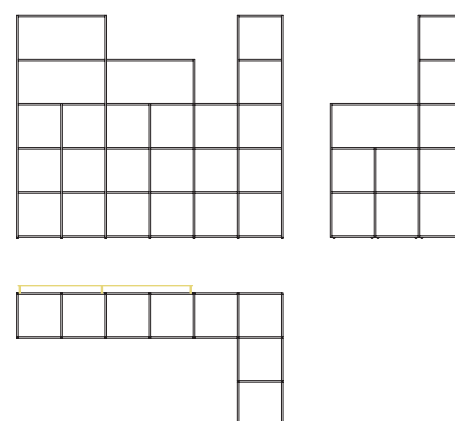
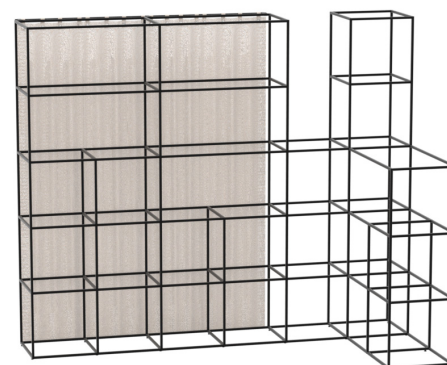
Double Bay Build Rules



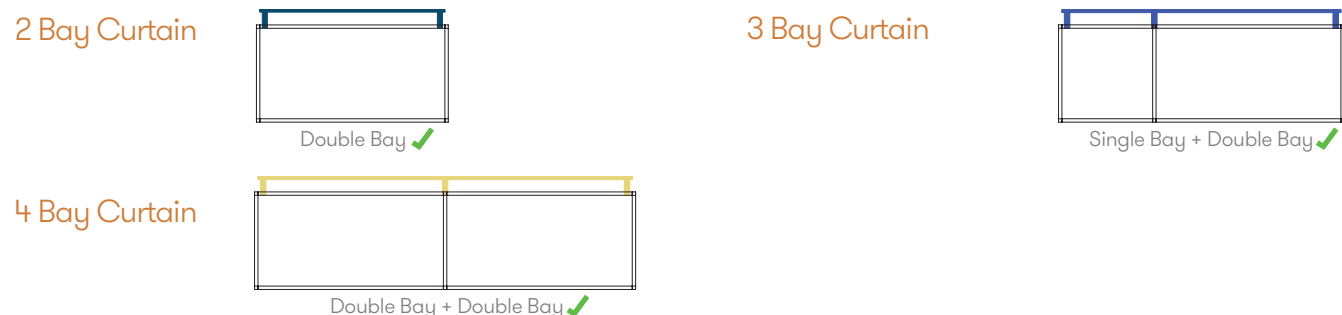
Note 1 - Single units can not hang off double units unsupported
 Note 2 - Double units can not be specified at the bottom of a Crate setup for stability reasons
 Note 3 - Single units cannot be specified above a double unit, only additional doubles can

Double Bay Typical 2

Product Code	Unit	Quantity	Subtotal
CRT3HE	347	1	347
CRT5HE	468	1	468
CRT2HM	301	2	602
CRT3HM	351	1	351
CRT4HM	405	1	405
CRT5HM	477	1	477
CRT5H90-KD	1,443	1	1,443
CRT6CB-KD	294	4	1,176
CRT8CB-KD	392	3	1,176
CRT2DCB-KD	124	1	124
CRT4DCB-KD	248	2	496
CRT4BSC <small>(Vescom Swan)</small>	1,753	1	1,753
		Total	7,642



Double Bay Curtain Rules



Curtain Rail Key

- 2 Bay Straight Curtain Rail
- 2 Bay Inner Curve Curtain Rail
- 2 Bay Outer Curve Curtain Rail
- 3 Bay Straight Curtain Rail
- 3 Bay Inner Curve Curtain Rail
- 3 Bay Outer Curve Curtain Rail
- 4 Bay Straight Curtain Rail

Crate Divide – KD

Design – Allermuir

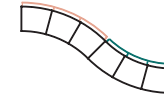

Crate Divide Curve, allows users to seamlessly specify fully circular spaces or to elegantly snake their designs around their chosen environment. The addition of curtains creates a whole new look and dual purpose, providing an acoustic insulation and visual privacy.



[Back to index](#)

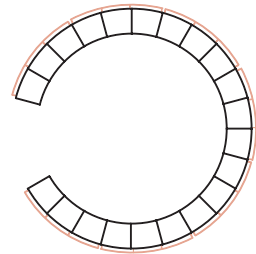
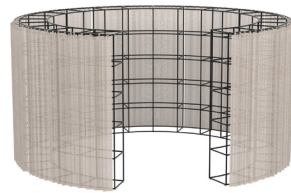
Curved Typical 2

Product Code	Unit Price	Quantity	Subtotal
CRT5HE	468	2	936
CRT5HM	477	5	2,385
CRT12CCB-KD	1,093	6	6,558
CRTIC3BC <small>(Vescom Swan)</small>	1,466	1	1,466
CRTOC3BC <small>(Vescom Swan)</small>	1,764	1	1,764
		Total	13,109



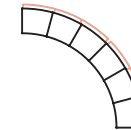
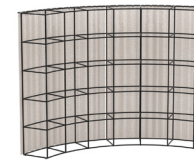
Curved Typical 1

Product Code	Unit Price	Quantity	Subtotal
CRT5HE	468	2	936
CRT5HM	477	20	9,540
CRT12CCB-KD	1,093	21	22,953
CRTOC3BC <small>(Vescom Swan)</small>	1,764	7	12,348
		Total	45,777




Curved Typical 3

Product Code	Unit Price	Quantity	Subtotal
CRT5HE	468	2	936
CRT5HM	477	5	2,385
CRT12CCB-KD	1,093	6	6,558
CRTOC3BC <small>(Vescom Swan)</small>	1,764	2	3,528
		Total	13,407



Curved Typical 4

Product Code	Unit Price	Quantity	Subtotal
CRT5HE	468	2	936
CRT5HM	477	5	2,385
CRT12CCB-KD	1,093	6	6,558
CRTIC3BC <small>(Vescom Swan)</small>	1,466	2	2,932
		Total	12,811



Curtain Rail Key

- 2 Bay Straight Curtain Rail
- 2 Bay Inner Curve Curtain Rail
- 2 Bay Outer Curve Curtain Rail
- 3 Bay Inner Curve Curtain Rail
- 3 Bay Outer Curve Curtain Rail
- 4 Bay Straight Curtain Rail

Crate Divide – KD

Design – Allermuir

Crate Divide Curve, allows users to seamlessly specify fully circular spaces or to elegantly snake their designs around their chosen environment. The addition of curtains creates a whole new look and dual purpose, providing an acoustic insulation and visual privacy.



[Back to index](#)

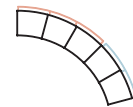
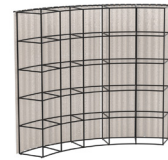
Curved Typical 6

Product Code	Unit Price	Quantity	Subtotal
CRT5HE	468	2	936
CRT5HM	477	4	1,908
CRT12CCB-KD	1,093	5	5,465
CRTIC2BC <small>(Vescom Swan)</small>	1,173	1	1,173
CRTIC3BC <small>(Vescom Swan)</small>	1,466	1	1,466
		Total	10,948



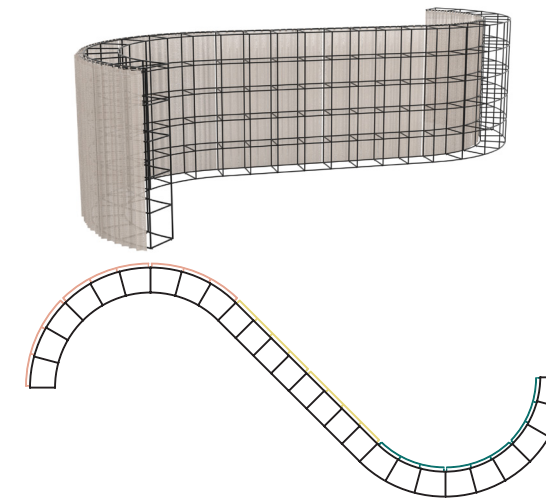
standard & optional features

- Standard feature
- Not available



Curved Typical 5

Product Code	Unit Price	Quantity	Subtotal
CRT5HE	468	2	936
CRT5HM	477	4	1,908
CRT12CCB-KD	1,093	5	5,465
CRTOC2BC <small>(Vescom Swan)</small>	1,457	1	1,457
CRTOC3BC <small>(Vescom Swan)</small>	1,764	1	1,764
		Total	11,530



Curved Typical 7

Product Code	Unit Price	Quantity	Subtotal
CRT5HE	468	2	936
CRT5HM	477	25	11,925
CRT12CB-KD	588	8	4,704
CRT12CCB-KD	1,093	18	19,674
CRT4BSC <small>(Vescom Swan)</small>	1,753	2	3,506
CRTIC3BC <small>(Vescom Swan)</small>	1,466	3	4,398
CRTOC3BC <small>(Vescom Swan)</small>	1,764	3	5,292
		Total	50,435

Curtain Rail Key

- 2 Bay Straight Curtain Rail
- 2 Bay Inner Curve Curtain Rail
- 2 Bay Outer Curve Curtain Rail
- 3 Bay Straight Curtain Rail
- 3 Bay Inner Curve Curtain Rail
- 3 Bay Outer Curve Curtain Rail
- 4 Bay Straight Curtain Rail

Crate Divide

Metal Finishes



Black



White



Sage



Bronze

TFL Surfaces



White



Black



Strata Oak



Urban Maple

Accessories



Clear Plywood