

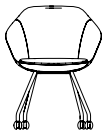


Famiglia

Design by PearsonLloyd

Designed by PearsonLloyd for Allermuir as a harmonious collection of seating and tables, the all new Famiglia suits both formal and informal settings. Reimagined with improved comfort and refined silhouettes, the family's subtle update

includes 3 new models. Famiglia includes low, mid, high-back and lounge chairs, as well as light work tables. These are complemented by a range of occasional and light work tables for informal or formal needs.



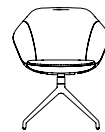
FMG1101



FMG1102



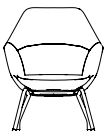
FMG1103



FMG1105



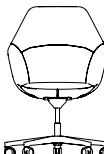
FMG1106



FMG1201



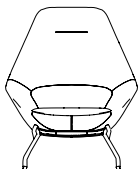
FMG1202



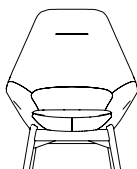
FMG1206



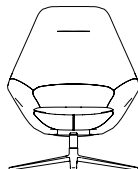
FMG1207



FMG1401



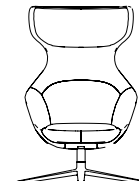
FMG1403



FMG1405



FMG1501



FMG120



FMGFS



Design
PearsonLloyd

Luke Pearson and Tom Lloyd first met while studying Furniture Design and Industrial Design respectively, at London's prestigious Royal College of Art. They set up their multi award winning design studio in 1997.

Since then the studio has created stunning solutions for a variety of international clients from the aviation, workplace, urban design and healthcare sectors identifying and responding to shifting patterns of behaviour in contemporary life.

Standard Features

(* - Selected models only)
 Moulded foam construction
 Fully upholstered
 Solid Ash frame*
 † Star auto return tubular steel frame*
 Plastic glides*

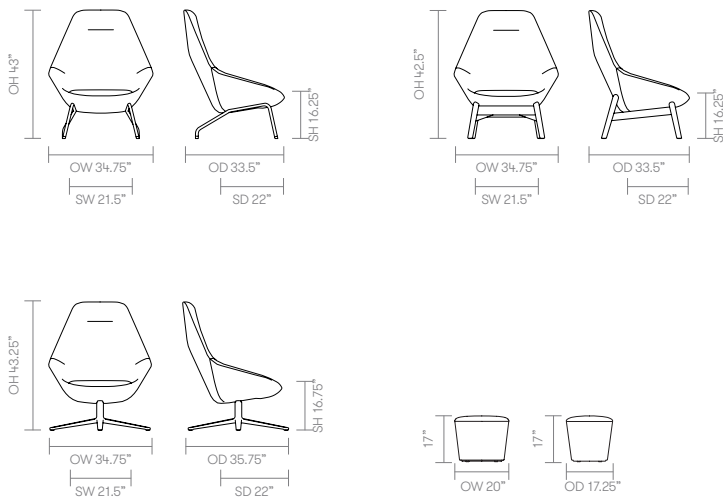
Optional Features

Plastic glides with felt*
 Two-tone upholstery

Performance Standards

BS EN 16139:2013 - Level 2

Dimensions



Standard Features

- (* - Selected models only)
- Moulded foam construction
- Fully Upholstered
- Aluminum leg connector frame*
- Tubular steel frame on 50" hard wheel castors*
- Tubular steel frame*
- Plastic glides*
- 4 Star Aluminum swivel base*
- 5 Star aluminium swivel base*

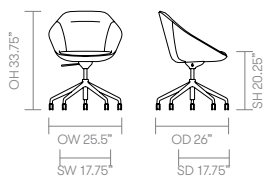
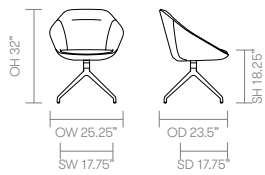
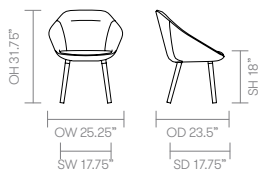
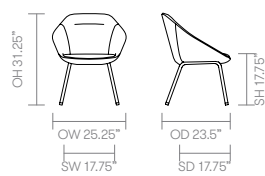
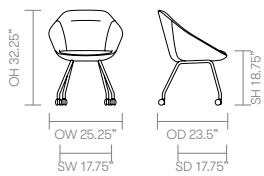
Optional Features

- 50" Soft wheel castors
- Two-tone upholstery
- Soft wheel castors*
- Plastic glides*
- Plastic glides with felt*

Performance Standards

BS EN 16139:2013 - Level 2

Dimensions



Standard Features

(* - Selected models only)
 Moulded foam construction
 Fully Upholstered
 Tubular steel reclined frame*
 Tubular steel frame*
 Tubular steel dynamic free-floating recline
 and forward tilt frame*
 Plastic glides*

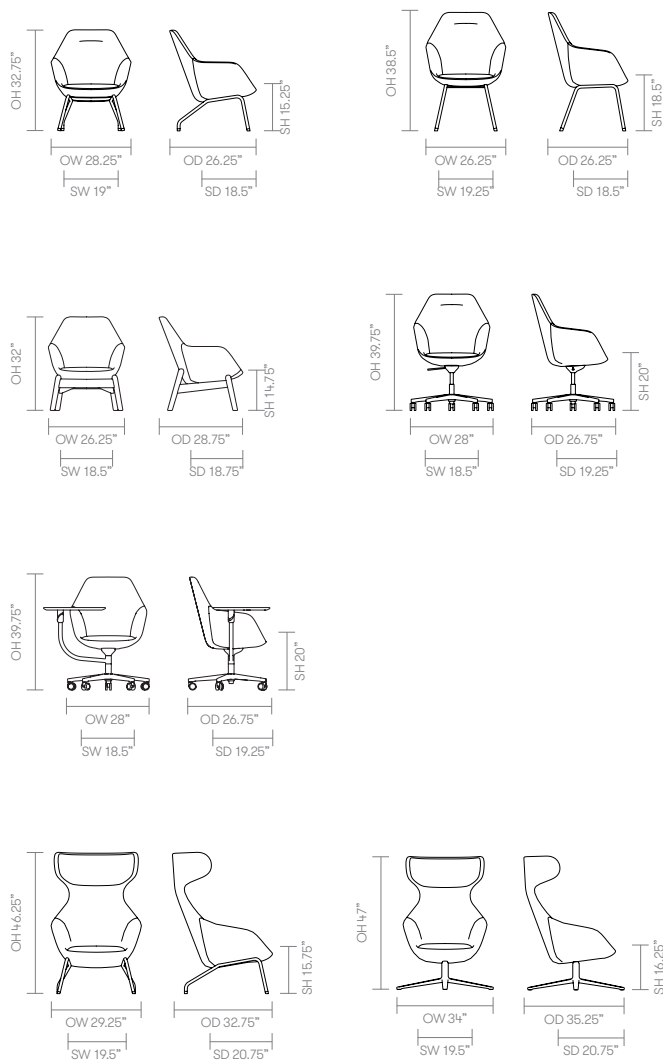
Optional Features

Plastic glides with felt*
 Two-tone upholstery

Performance Standards

BS EN 16139:2013 - Level 2

Dimensions



Finish Options

Solid Ash legs and frame can be stained or Color washed.


4 Star, 5 star and Tubular steel 4 leg frames are available in New Black, White, Soft Gold, Soft Silver, Dark Bronze and Deep Mulberry.

4 Star and 5 star swivel bases are available in Polished Aluminum.

Metal Finishes



Polished Aluminum



New Black



White



Soft Gold



Soft Silver



Dark Bronze



Deep Mulberry


*Polished Aluminum not available for all codes

Solid Wood Leg Finish



Solid Ash with Clear Finish

Wood Stains based on Ash



White Oak



American Cherry



American Walnut



Dark Walnut



Wenge

Color Washes Based on Ash



White as Snow



Back to Black



Slate Gray



Smoke Gray



Vintage Red



Ruby Red



Fern Green




Peacock Green



Blue Skies




Sapphire Blue




Orange Crush



Mellow Yellow



Nut Brown



Turtle Dove



Sherbet Yellow



Blush Pink